


2

Fly High Ukraine

The New
Ukrainian School



Jeanne Perrett Charlotte Covill
with Liudmyla Sydorchuk

 Pearson

Pupil's Book
with audio CDs



[click here for more books](#)

Любий друже!

Запрошуємо тебе продовжити дивовижну подорож у вивчення англійської мови за допомогою підручника **Fly High Ukraine 2**.

На тебе чекають і вже знайомі, і нові герої курсу, які допомагатимуть тобі в навчанні.

Як навчатися з **Fly High Ukraine 2**?



Pupil's Book (підручник)

вивчай англійську на уроках
разом зі вчителем та
однокласниками



Audio CD

(диск до підручника)
послухай історії та пісні,
з якими ти працював
на уроці



Activity Book (робочий зошит)

виконуй цікаві вправи
вдома



CD-ROM

(диск до робочого зошита)
додатково потренуйся вдома
за комп'ютером, роблячи
інтерактивні вправи

Цікавої подорожі!

2

FLY HIGH Ukraine

The New
Ukrainian School

Jeanne Perrett
Charlotte Covill
with Liudmyla Sydorchuk



First name:

Last name:

Class:

School:

Fly High Ukraine 2

Contents

| Lesson | Topic/Vocabulary | Language | Values | Page |
|---|--|--|--------------------|------|
| Welcome to our zoo! | | | | 4 |
| Alphabet / Colours / Numbers | Letter sounds and names; colours; numbers 1–10 | | | 6 |
| Me and my school | | | | |
| 1 It's a school! | Classroom objects | <i>What's this? It's a/an ...</i> | | 24 |
| 2 Spell octopus. | Classroom actions | <i>a/an, the; imperatives</i> | | 26 |
| 3 Cars and balls! | Toys | <i>What are they? They are ... ; regular plurals</i> | | 28 |
| 4 That's a robot! | Birthday presents | <i>this/that</i> | | 30 |
| Sally's Story: The frogs! | Classroom actions | Imperatives | | 32 |
| My FlyHigh Diary 1 | | | Be a good student. | 34 |
| Me and my family | | | | |
| 5 She's pretty. | Family members 1 | <i>I am ..., You are ..., He/She/It is ...</i> | | 36 |
| 6 Is he your grandpa? | Family members 2 | <i>Am I ...?, Are you ...?, Is he/she/it ...?, short answers</i> | | 38 |
| 7 We're cowboys. | Dressing up 1 | <i>We/You/They are ...</i> | | 40 |
| 8 Are we pirates? | Dressing up 2 | <i>Are we/you/they ...?, short answers</i> | | 42 |
| Sally's Story: The grey duck | Family members; adjectives: <i>happy, sad, small, big</i> | <i>be; numbers 1–5</i> | | 44 |
| My FlyHigh Diary 2 | | | Love your family. | 46 |
| Fun Time 1 | | Phonics: <i>p, b, d, t</i> | | 48 |
| Me and my friends | | | | |
| 9 It's his kite. | Possessions; adjectives: <i>old, new</i> | <i>my, your, his, her, its</i> | | 50 |
| 10 They're our toys. | Toys; adjectives: <i>slow, fast</i> | <i>our, your, their</i> | | 52 |
| 11 I've got a pet. | Parts of the body 1 | <i>have got: affirmative</i> | | 54 |
| 12 Have we got all the insects? | Parts of the body 2 | <i>have got: negative and questions</i> | | 56 |
| Sally's Story: Circus boy! | Adjectives: <i>funny, long, short, strong</i> | <i>be; have got</i> | | 58 |
| My FlyHigh Diary 3 | | | Be a good friend. | 60 |
| Me and my hobbies | | | | |
| 13 There's a town. | Places in a town | <i>There is/There are ...</i> | | 62 |
| 14 Where's Chatter? | In the playground | <i>Where is/are ...?; in, on, under, next to</i> | | 64 |
| 15 I can sing. | Activities and hobbies 1 | <i>can: affirmative</i> | | 66 |
| 16 Can you skip? | Activities and hobbies 2 | <i>can: negative and Yes/No questions</i> | | 68 |
| Sally's Story: Where's my mobile phone? | Furniture in the home | <i>There is/There are; prepositions</i> | | 70 |
| My FlyHigh Diary 4 | | | Play safely. | 72 |
| Me and my day | | | | |
| 17 I like breakfast. | Breakfast foods | Present simple: <i>I/You/We/They like ...</i> | | 74 |
| 18 Do you like fish, Patty? | Lunch foods | Present simple: <i>Yes/No questions</i> | | 76 |
| 19 He gets up at seven o'clock. | Daily routines; clock times | Present simple: <i>He/She/It</i> | | 78 |
| 20 Does Rob go to the zoo every day? | Days of the week | Present simple: <i>Yes/No questions</i> | | 80 |
| Sally's Story: Superboy | Jobs; days of the week | Present simple | | 82 |
| My FlyHigh Diary 5 | | | Eat healthy food. | 84 |
| Fun Time 2 | | Phonics: <i>a, e, i, o, u</i> | | 86 |



| Lesson | Topic/Vocabulary | Language | Values | Page |
|--|----------------------------|---|--|------|
| Me and my home | | | | |
| 21 | I'm playing a game! | Activities | Present continuous: <i>I/You/He/She/It</i> | 88 |
| 22 | They're having a shower. | Clothes | Present continuous: <i>We/You/They</i> | 90 |
| 23 | They aren't swimming! | Sports and exercise | Present continuous: negative | 92 |
| 24 | Are they sleeping? | Activities at home | Present continuous: <i>Yes/No</i> questions | 94 |
| Sally's Story: Jane and the giant | | Parts of the body; rooms of the house; prepositions | Present continuous; <i>can; have got</i> | 96 |
| My FlyHigh Diary 6 | | | Clean your bedroom. | 98 |
| Me and my adventures | | | | |
| 25 | These are crabs. | At the aquarium 1 | <i>this/these</i> | 100 |
| 26 | There are lots of people. | At the aquarium 2 | Irregular plurals | 102 |
| 27 | There are some apples. | Fruit, vegetables and sweets | <i>some/any</i> | 104 |
| 28 | How many sweets are there? | Numbers 11–20 | <i>Wh</i> -questions and <i>How many?</i> | 106 |
| Sally's Story: Harry and Greta | | Adjectives: <i>little, angry</i> | <i>some, lots of</i> ; present simple | 108 |
| My FlyHigh Diary 7 | | | Love nature. | 110 |
| Fun Time 3 | | Phonics: <i>f, v, h, w</i> | | 112 |
| Real-life skills | | | | |
| I read books. | | Types of books | Present simple: affirmative questions | 114 |
| In the town | | Street signs | Present simple: affirmative | 116 |
| In the shop | | Types of shops | Present simple; <i>can</i> | 118 |
| I go online. | | Gadgets | Prepositions: <i>with</i> | 120 |
| Life in Ukraine  | | | | |
| Food in Ukraine | | <i>oil, flour, cottage cheese, potatoes</i> | | 122 |
| Transport in Ukraine | | <i>travel, by plane, by car, by train</i> | | 123 |
| Weather in Ukraine | | <i>sunny, cloudy, rainy, snowy</i> | | 124 |
| Wild life in Ukraine | | <i>bison, lynx, woodpecker, stork</i> | | 125 |
| Culture in Ukraine  | | | | |
| Mother's Day | | <i>holiday, postcard, tulip, gift</i> | | 126 |
| Independence Day | | <i>anthem, concert, square, fireworks</i> | | 127 |
| My birthday | | <i>juice, party, pineapple, tea</i> | | 128 |
| Saint Nicholas Day | | <i>Saint Nicholas, pillow, cookies, church</i> | | 129 |
| Happy Christmas! | | <i>reindeer, Christmas tree, star, Father Christmas</i> | | 130 |
| Happy Carnival! | | <i>throw, streamers, mask, dance, laugh</i> | | 132 |
| Happy Easter! | | <i>Easter egg, paint</i> | | 133 |
| The FlyHigh Music Show | | | | 134 |
| My Picture Dictionary | | | | 136 |





Welcome to our zoo!

Hello, I'm Trumpet.

Hello, my
name's Karla.

Hi, I'm Tag.

Hello,
I'm Vicky.

Hi, I'm Rob.
What's your
name?



I love our zoo!

Hello, my name's Sally.

Welcome to our zoo!



My name's Trumpet, how are you?
I'm an elephant in the zoo.
My name's Chatter, how are you?
I'm a monkey in the zoo.
My name's Karla, how are you?
I'm a kangaroo in the zoo.
My name's Patty, how are you?
I'm a penguin in the zoo.
My name's Tag, how are you?
I'm a tiger in the zoo.
My name's Sally, how are you?
I'm a keeper in the zoo.

How are you?
I'm fine, thank you.
We love the zoo!

Hi, I'm Patty.

Hello, my name's Chatter.

How are you?

I'm fine,
thank you.

Goodbye!

Alphabet

A a

/eɪ/

B b

/bi:/

C c

/sɪz/

D d

/dɪz/



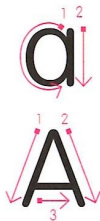
Hello, I'm Chatter. What's your name?
Let's learn: a, b, c, d.

2 Listen and write.




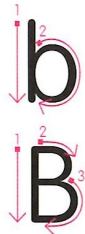
apple

/æ/




bear

/b/




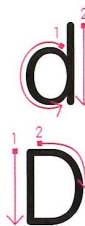
cat

/k/



dog

/d/



3

Find and match.

a

B

dog



b

C

apple



c

D

bear



d

A

cat



4

Listen and circle.



1



2



3



4



5

Complete and sing.



a b d

Alphabet



/i:/



/ef/



/dʒi:/




/ertʃ/

1 Listen and say.

Hello, I'm Tag. How are you?
Let's learn: e, f, g, h.

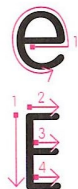


2 Listen and write.



/e/

elephant



/f/

flower



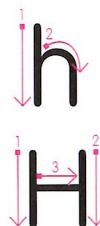
/g/

goat



/h/

hippo



3


Match and write.

e


f

g

h



...ippo



e lephant



...lower



...oat

4

Find and circle.

a

D

A

C

B

b

B

D

A

C

c

A

B

C

D

d

B

C

A

D

5



Listen and circle.



1





2



3



4



6

Complete and sing.



a ... c ... e f ... h

Alphabet



/aɪ/



/dʒeɪ/



/keɪ/



/eɪ/

1 Listen and say.

Hello, I'm Karla. What's your name?
Let's learn: i, j, k, l.



2 Listen and write.




/ɪ/

insect



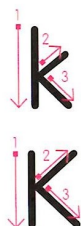
/dʒ/

jelly




/k/

kangaroo



/l/

lion



3

Find and match.

i

J

lion



j

L

kangaroo



k

I

jelly



l

K

insect



4

Match.

b

c

i

f

g

k

G

K

B

C

F

I

5

Complete and sing.



..... b c e g i j l

Alphabet

M m

/em/

N n

/en/

O o

/əʊ/

P p

/pi:/

1

Listen and say.



Hi, I'm Patty. How are you?
Let's learn: m, n, o, p.



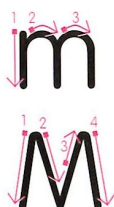
2

Listen and write.



/m/

monkey



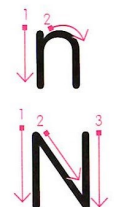
m m

M M



/n/

nest



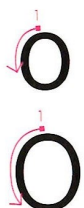
n n

N N



/o/

octopus



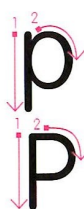
o o

O O



/p/

penguin



p p

P P

3

Match and write.

m

n

o

p



...enguin



...ctopus



...est



...monkey

4

Find and circle.

g

G

E

C

D

j

H

G

I

J

m

N

B

M

P

o

F

O

L



D

5


Listen and circle.



1




2



3



4



6

Complete and sing.



a d f g i k l n p

Alphabet

Q q

/kjuː/

R r

/ɑː/

S s

/es/

T t

/tiː/

1

Listen and say.

Hi, I'm Trumpet. What's your name?
Let's learn: q, r, s, t.





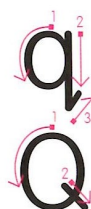
2

Listen and write.





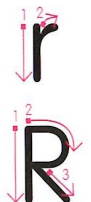
queen

/kw/




rabbit

/r/



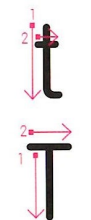
snake

/s/



tiger

/t/




3

Find and match.

q

S

queen



r

R

snake



s

T


tiger



t

Q

rabbit



4

Match.

a

e

h

l

m

n

q

r

H

A

L

R

N

E

M

Q

5

Complete and sing. 

a b _____ d _____ g _____ i j _____ m _____ o _____ q _____ s _____

Alphabet



/juː/



/viː/



/'dʌb(ə)ljuː/

1 Listen and say.

Hi. I'm Sally. How are you?
Let's learn: u, v, w.




2 Listen and write.





umbrella

/ʌ/




vulture

/v/



whale

/w/




3

Match and write.

u

v

w



...hale



u mbrella




...ulture

4

Listen and circle.




1




2



3



4



5

Complete and sing.



a ... c ... f ... h i ... l ... n ... p ... r ... u v ...

Alphabet



/eks/



/waɪ/



/zed/

1 Listen and write.



/ks/

fox

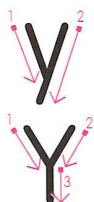


Handwriting practice lines for the letter X, showing uppercase X and lowercase x on ruled lines.



yo-yo

/j/

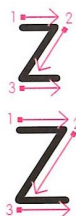


Handwriting practice lines for the letter Y, showing uppercase Y and lowercase y on ruled lines.



zebra

/z/



Handwriting practice lines for the letter Z, showing uppercase Z and lowercase z on ruled lines.

2 Find and match.

x

Z

fox



y

X

zebra



z

Y

yo-yo



3

Complete and sing. 

a g m s
 z

4

Listen and write. 

1




l i o n

2



t

3



ha

4



a p

5



t

6



o-

5

Choose and write. Then say.

fox


elephant

jelly

dog

flower

cat



elephant



6

Play the game.

How do you spell 'elephant'?

e...l...e...p...h...a...n...t

Colours

1 Listen and say. 



2 Circle.



1 green / blue



2 pink / grey



3 purple / brown



4 black / yellow



5 white / red



6 orange / blue



7 yellow / white



8 black / grey

3 Sing along with the **FlyHigh** band! 

The colours song

Red and white and pink,
Yellow, green and blue.

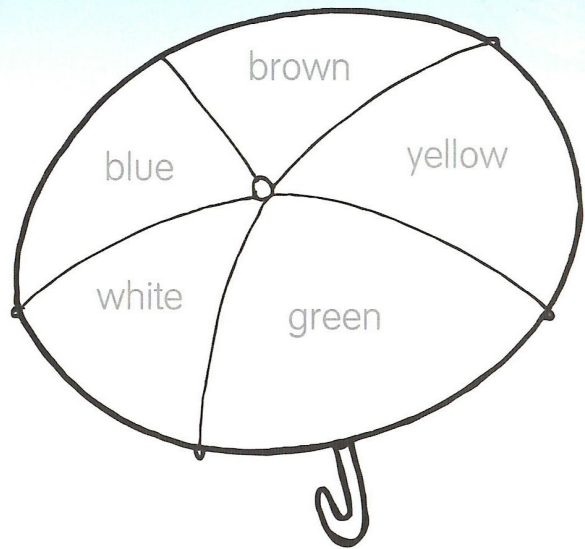
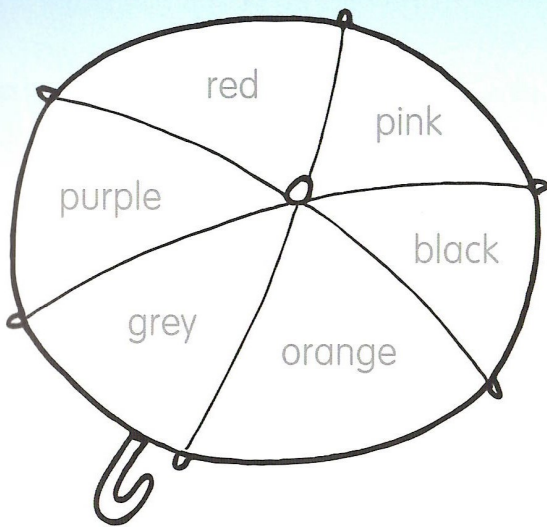
Grey and black and brown,
Orange and purple too.

Colours in the zoo for you!



4

Colour.




5


Write. Then play the game.



red



orange



fox

Numbers 1-10

1 Listen and say. 

1
one

2
two

3
three

4
four

5
five

6
six

7
seven

8
eight

9
nine

10
ten

2 Listen and circle. 

4

6

9

8

2

1

10

7

5

3

3 Write and match.

three

ten

two

six

eight

one




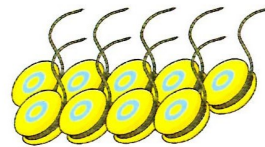


five

nine

seven

four

3



4 Sing along with the **FlyHigh** band!

The numbers song

One, two, three, four, five,
Six, seven, eight, nine, ten.
One, two, three, four, five,
Six, seven, eight, nine, ten.

Then colour by number.



5 Play the game.



1



school



bag



pencil



pen



rubber



book

It's a school!

CD1
6



1 Circle.

1



It's a book.

yes / no

2



It's a pencil.

yes / no

3



It's a rubber.

yes / no

4



It's a bag.

yes / no

✓ Extra practice





Learn with Tag

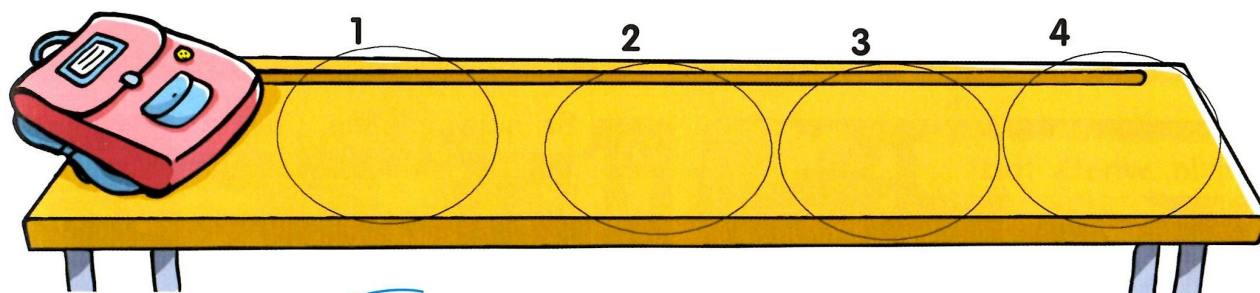
a b c d e f g h i j k l m
n o p q r s t u v w x y z

What's this? It's a book. It's an apple.

2 Write a or an.

- | | |
|------------------|-----------------|
| 1 It's a bag. | 4 It's pencil. |
| 2 It's umbrella. | 5 It's monkey. |
| 3 It's elephant. | 6 It's octopus. |

3 Listen and stick. Then circle.



- | | |
|--|--------------------------------------|
| 1 What's this? It's a book / pen. | 3 What's this? It's a rubber / pen. |
| 2 What's this? It's a pencil / rubber. | 4 What's this? It's a pencil / book. |

4 Sing along with the FlyHigh band!

What's this?

What's this? What is this?

What's this in my bag?

What's this? What is this?

What's this in my bag?

What's this? It's a pencil.


A pencil and a pen.

A pencil, a rubber, a book and a pen.

A pencil, a rubber, a book and a pen.



2




spell



chair



write






board



be quiet

Spell octopus.



1 Match.

- | | |
|------------|----------------------|
| 1 What's | d this? |
| 2 Spell | a the board, please. |
| 3 Write on | b 'chair', please. |
| 4 Be | c quiet, please. |

 **Extra practice**





Learn with Tag

It's **an** octopus. **The** octopus is purple.
It's **a** cat. **The** cat is black.


2 Write **a**, **an** or **The**.

- 1 It's an umbrella. The umbrella is red.
- 2 It's pencil. pencil is yellow.
- 3 It's board. board is white.
- 4 It's chair. chair is brown.
- 5 It's insect. insect is green.

3 Play the game.



Spell 'apple', please.

Very good!



a...p...p...l...e

4 Write with Karla.



3




car



ball



doll



stickers




crayon



card

Cars and balls!




1 Write **yes** or **no**.



1 green balls
yes



2 black cars
.....



3 yellow stickers
.....



4 blue crayons
.....

 **Extra practice**




Learn with Tag

What are they?



They're balls. One ball, two balls, three balls.

2 Circle.



1 a ball / balls



2 a doll / dolls



3 a car / cars




4 a crayon / crayons

3 Ask and answer.

Number five.
What are they?

They're crayons.



4 Sing along with the FlyHigh band!


Cars and dolls

Orange cars and
Yellow cars.
Cars for me and you!
One, two, three, four.
Lots of cars.
Cars for me and you.

Purple dolls and
Big, pink dolls.
Dolls for me and you!
One, two, three, four.
Lots of dolls.
Dolls for me and you.



4



robot



birthday



cake



present



watch

That's a robot!

CD1
11



1 Match.

1



They're your presents.

2



That's a robot.

3



This is my cake.

a



b



c



✓ Extra practice



Learn with Tag



This is a watch.



That is a robot.



2 Circle and write.



1 This / That is a cake.



2 This / That is a




3 This / That is a



4 This / That is a

3 Listen and stick.

1




2



3



4



4 Play the game.

Guess!

This is a red pencil and that is a yellow pencil.

No! This is a yellow pencil and that is a red pencil.



Sally's Story CD1 12 The frogs!



frog



teacher




close




door

1 What's this? It's a school.
Look! A teacher.




2 Look! What are they? Frogs!



3 Lots of frogs!


Close the door!



4 Close the window!



1 Count and write.



1 four frogs



2



3



window





stand up



open




sit down



2

Write with Karla.



My name is Karla.
 This is my bag.
 The bag is red.
 The pencil is yellow.
 The rubber is blue.

My name is

This


The

.....

.....

My FlyHigh Diary 1

1 Write.



1 What's this? It's a doll.

2 What's this? It's



3 What's this? It's

4 What's this? It's

Я вмію називати предмети.

2 Listen and stick. Then write yes or no.

| | | | |
|---|---|---|---|
| 1 | 2 | 3 | 4 |
|---|---|---|---|

1 The crayon is yellow. no

3 The pen is red.

2 The book is pink.

4 The rubber is green.

Я вмію розрізняти кольори.

3 Match.

1 Open the door. d




2 Close the window.

3 Stand up.

4 Sit down.


5 Write on the board.

6 Be quiet.




Я вмію давати вказівки.

4 Write.



1 robots



2




3



4

Я вмію називати предмети в множині.

5 Circle and write.



1 This is / That is a robot



2 This is / That is



3 This is / That is



4 This is / That is

Я вмію називати предмети, розташовані на відстані чи поруч.

My Project

What's in your school bag? Write a list. Draw and tell the class.

- a pen
- two yellow crayons
- a rubber
- four books
- three pencils



VALUES
Be a good student.
VALUES

Now go to My Picture Dictionary
thirty-five

5



sunny



family



mum



dad





brother



sister

She's pretty. CD1 13



1 Match.

1 mum 2 dad 3 sister 4 brother



✓ Extra practice





Learn with Tag

I **am** Tag. I'm a tiger.

I am → I'm

You are → You're


He is → He's

She is → She's

It is → It's

2 Write **am**, **are** or **is**.

1 I **am** Trumpet.



2 You Sally.




3 He Chatter.



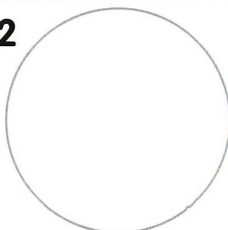
4 She Patty.

3 Listen and stick. Then circle.

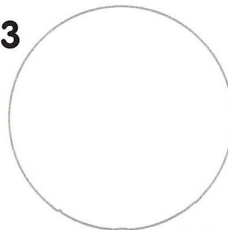
1




2



3



4



1 She's my mum / sister.

2 He's my dad / brother.

3 He's my dad / brother.

4 She's my mum / sister.

4 Sing along with the **FlyHigh** band!

My family

Clap and dance and sing with me.

Sing about my family.

He's my brother.

She's my sister.

He's my dad

And she's my mum.

Clap and dance and sing with me.

Sing about my family.



6



grandpa



baby



boy



girl



grandma



friend


Is he your grandpa?

CD1
15



1 Match.

- 1 He's my grandpa. 2 She's my sister. 3 He's my friend. 4 She's my grandma.



✓ Extra practice



Are you a girl?



Yes, I **am**.



Am I ...?

Are you ...?

Is he ...?

Is she ...?

Is it ...?

Learn with Tag

Yes, you **are**./No, you **aren't**.

Yes, I **am**./No, I'm **not**.

Yes, he **is**./No, he **isn't**.

Yes, she **is**./No, she **isn't**.

Yes, it **is**./No, it **isn't**.

2 Ask and answer.

a teacher a boy a girl a baby



Are you a teacher?

No, I'm not.



3 Write Yes, he is/Yes, she is or No, he isn't/No, she isn't.

1



Is she a penguin?

Yes, she is.

2



Is he a tiger?

3



Is he an elephant?

4



Is she a monkey?

4 Write with Karla.



My name's
Karla. I'm a
girl. I'm **eight**.

My name's


I'm

I'm

7



cowboy



box



clothes



spy



dancer

We're cowboys.




1 Match.

1 It's a box.

2 She's a dancer.

3 He's a cowboy.

4 She's a spy.



✓ Extra practice





Learn with Tag

We are cowboys. → We're cowboys.
You are dancers. → You're dancers.
They are friends. → They're friends.


2 Write We are, You are or They are.

1 We are monkeys.




2 kangaroos.

3 penguins.



3 Read and cross (X).

1 You're dancers.



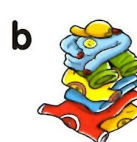
2 We're cowboys.



3 They're girls.



4 They're clothes.



4 Sing along with the FlyHigh band!

We're happy today.

Stand up and say
We're happy today,
Happy today, happy today.

Sit down and say
We're happy today,
Happy today, happy today.

Clap hands and say
We're happy today,
Happy today,
happy today.



8



pirate



clown



king



crown

Are we pirates?

1 Are we pirates?
Are we clowns?
Are we kings
With golden crowns?
Look and see,
Look and see,
What are we?
Look and see,
Look and see,
What are we?



2 Are we dancers?
Are we clowns?
Are we queens
With golden crowns?
Look and see,
Look and see,
What are we?
Look and see,
Look and see,
What are we?

3 Are they dancers?
Are they clowns?
Are they queens
With golden crowns?
Look and say,
Look and say,
What are they?
Look and say,
Look and say,
What are they?

4 Are they pirates?
Are they clowns?
Are they kings
With golden crowns?
Look and say,
Look and say,
What are they?
Look and say,
Look and say,
What are they?

1 Circle.

- 1 Tag is a cowboy / pirate.
- 2 Chatter isn't a pirate / king.

3 Karla is a spy / clown.

4 Patty isn't a clown / queen.

 Extra practice



Are we clowns?

No, we aren't.

Learn with Tag



Are we queens?

Yes, we are./No, we aren't.

Are you clowns?

Yes, you are./No, you aren't.

Are they pirates?

Yes, they are./No, they aren't.

2 Listen and circle.



1 Yes, you are.
No, you aren't.



2 Yes, they are./
No, they aren't.



3 Yes, you are./
No, you aren't.



4 Yes, we are./
No, we aren't.

3 Write Yes, they are or No, they aren't.

1 Are they clowns?



Yes, they are.

2 Are they queens?



3 Are they pirates?



4 Are they cowboys?



5 Are they dancers?



4 Play the game.




Are you a clown?

No, I'm not.

Are you a king?

Yes, I am.





Sally's Story

CD1
19


The grey duck



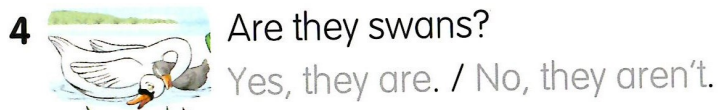
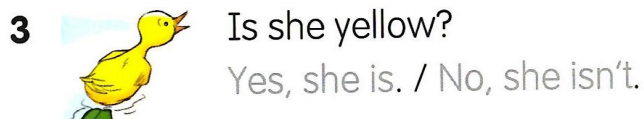
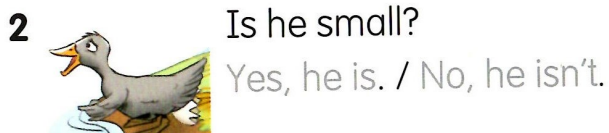
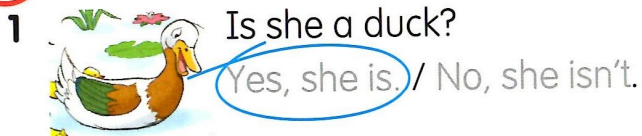
duck



happy




1 Circle.





small



big



sad



swan




2 Write with Karla.



This is my friend, *Patty*.
She's a girl.
She's seven.

This is my friend,

.....
.....
.....
.....






My FlyHigh Diary 2

Мій щоденник навчання

1 Listen and circle. 

My family



Now circle and write.

- 1 He's / She's my brother .
 2 He's / She's my
 3 He's / She's my

- 4 He's / She's my
 5 He's / She's my
 6 He's / She's my

Я вмію називати членів родини.

2 Write is/isn't or are/aren't.



- 1 He is a pirate.
 2 He small.
 3 He happy.



- 4 They queens.
 5 They big.
 6 They sad.


Я вмію описувати людей.

3 Ask and answer.

1



2



3



4



5



6



Are they cowboys?

No, they aren't.

Are they clowns?

Yes, they are.

Are they number four?

Yes.



Я вмію вести діалог.

4 What about you? Write *I am* or *I'm not*.

1 a baby.

4 a spy.

2 a boy.

5 happy.

3 a dancer.

Я вмію письмово розповідати про себе.

My Project

Draw a family tree. Tell the class.

This is my family.

My grandma
Mo

My grandpa
Fred

My dad Murphy

My mum Bronze

My grandma
Goldie

My grandpa
Silver

My brother
Chimp

Chatter (me)

My sister Zee

VALUES
Love your family.
VALUES


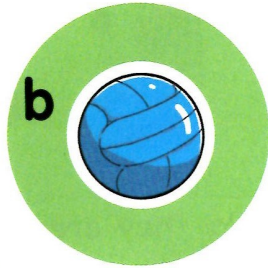
Now go to My Picture Dictionary
forty-seven






FUN TIME 1

1 Say it with Sally.

a) Listen and point. Then repeat.




b) Listen and write. Then repeat.



c) Chant.


Pens and pencils. Books and bags. Ducks and dogs. Ten tigers.

2 Look and write. Find the secret word.



- 1 The queen is my m u m.
- 2 The king is my g [p]
- 3 The clown is my [] s
- 4 The dancer is my [] n
- 5 The spy is my [] d
- 6 The cowboy is my o []
- 7 The duck is my f []


2 3 4 5 6 7
I'm a p



3 Find ten more differences. Then point and say.



9



kite



cloudy



computer game



bike



radio




new



old

It's his kite.

CD1
20



1 Circle.



1 It is / isn't my bike.



2 It is / isn't my computer game.



3 It is / isn't my kite.



4 It is / isn't my radio.



✓ Extra practice



Learn with Tag



| | |
|------------------|-----------------------|
| I am Tag. | My bike is new. |
| You are a tiger. | Your bike is grey. |
| He is a boy. | His kite is yellow. |
| She is a girl. | Her doll is old. |
| It is a doll. | Its clothes are pink. |

2 Choose and write.

~~My~~ your his Her its my

- | | |
|---|--|
| 1 <u>My</u> name is Beth and I'm seven. | 4 It's a big dog. What's name? |
| 2 He's a king and this is crown. | 5 You're happy. Is it birthday? |
| 3 She's my grandma. bag is blue. | 6 I'm Tessa and this is brother. |

3 Listen and stick. Then circle.



- | | |
|----------------------------------|-----------------------------|
| 1 <u>His</u> / Her bike is blue. | 4 His / Her car is green. |
| 2 His / Her ball is orange. | 5 His / Her book is yellow. |
| 3 His / Her radio is red. | 6 His / Her kite is purple. |

4 Sing along with the **FlyHigh** band!

What a terrible mess!

What's this? What's that?
What's this? What's that?
What's this? What's that?
What a terrible mess!

This is her radio.
This is her radio.
This is her radio.
Her radio is blue.

What's this? What's that?
What's this? What's that?
What's this? What's that?
What a terrible mess!

That is his bike.
That is his bike.
That is his bike.
His bike is new.



10



toys



rollerblades



train



slow



fast



winner



prize


They're our toys.

CD1 22




1 Circle.

1  It's his bike.
yes / no

3  They're his rollerblades.
yes / no

2  It's her train.
yes / no

4  They're the winners.
yes / no

✓ Extra practice




You are the winners.
Your prizes are here.

Learn with Tag

We are brothers and sisters.
Our family is big.



They are slow.
Their bikes are old.



2 Circle.

- 1 They are happy. It's their / her birthday.
- 2 We are sisters and this is his / our mum.
- 3 You are friends. Is that my / your school?
- 4 They are brothers and that's its / their dad.

3 Write **our**, **your** or **their**.

- 1 They're our presents.



- 2 It's ball.



- 3 It's dog.



- 4 It's car.



4 Write with Karla.



Here are **my** toys.
This is **my** computer
game. This is **my** ball.
My favourite toy is
my doll.

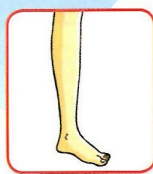
Here are

This is

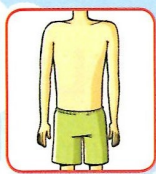
This is

My favourite

11



leg



body




head



wing



hand



arm



feet

I've got a pet. CD1 23



1 Choose and write.

beautiful small

- 1 Its body is blue.
- 2 Its head is



pet blue

- 3 Its wings are
- 4 It's her

✓ Extra practice



Learn with Tag



I've got an orange and black body.



I/You/We/They **have got** two legs. →

I/You/We/They've got two legs.

He/She/It **has got** small hands. →

He/She/It's got small hands.

2 Choose and write.

head feet wings ~~legs~~ body

- 1 It's got six legs and
- 2 It's got a yellow and black
- 3 It's got a small black
- 4 It's got four



3 Circle.

- 1 I have got / has got a radio.
- 2 She have got / has got a watch.
- 3 You 've got / 's got a bag.
- 4 They have got / has got an umbrella.
- 5 It 've got / 's got a box.
- 6 The clown have got / has got a car.

4 Sing along with the FlyHigh band!

We've got hands and feet.

We are boys and we are girls.
We've got hands and we've got feet.
We've got arms and we've got legs.
Let's all dance now to the beat.

Clap your hands and turn around.
Stamp your feet and touch the ground.
Clap your hands and turn around.
Stamp your feet and then sit down.



fifty-five

12



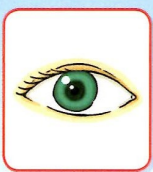
ear



mouth



nose



eye



butterfly



hair



hair slide

Have we got all the insects? CD1 25



1 Match.

- | | |
|-------------------------------|---------------|
| 1 The insects are | a Chatter. |
| 2 Sally has got a present for | b everywhere. |
| 3 Chatter has got | c hair slide. |
| 4 His insect has got | d a pet. |
| 5 Sally has got a | e wings. |

✓ Extra practice



Have you **got** a black nose?

Yes, I **have**.



Have I/you/we/they **got** brown eyes?

Has he/she/it **got** big ears?

Learn with Tag

Yes, I/you/we/they **have**.


No, I/you/we/they **haven't**.

Yes, he/she/it **has**.

No, he/she/it **hasn't**.

2 Listen and circle.

1 a



b




2 a



b



3 a



b



3 Write **Yes, they have** or **No, they haven't**.

- 1 Have elephants got big ears? Yes, they have.
- 2 Have snakes got legs?
- 3 Have swans got wings?
- 4 Have zebras got arms?
- 5 Have whales got hair?

4 Play the game.

Has it got four legs?

Has it got wings?

Is it a butterfly?

No, it hasn't.

Yes, it has.

Yes, it is.





circus




funny



long



The clowns are very funny. Look at their arms and legs. They've got long arms and legs. I've got short arms and legs. I'm not funny.



The dancers are very beautiful. Look at their feet and hands. They've got beautiful feet and hands.



The monkeys are very fast. I'm not fast.

1 Choose and write.

star fast ~~funny~~ strong beautiful

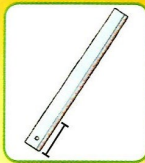
1 The clowns are funny.

2 The dancers are

3 The monkeys are

4 The elephants are

5 The boy is a



short




strong




trunk



star



The elephants are strong. Look at their big trunks. I'm not very strong.



2 Write with Karla.



This is my friend, Sally.
She's got long hair.
She's got blue eyes.
She's got a small nose
and a pink mouth.
She's happy.

This is my friend,
She's got
She's got
She's got
She's

My FlyHigh Diary 3

Мій щоденник навчання

1 Choose and write.

~~my~~ your His her Our their

- I've got long arms and my hands are big.
- We haven't got a new car. car is old.
- He's got a new bike. bike is fast.
- She's pretty and hair is long.
- Elephants are grey and ears are big.
- You are short and feet are small.

Я вмію письмово повідомляти, кому належить та чи інша річ.

2 Listen and match.



1



2



3



4



a



b



c



d



Я розумію інформацію про те, якими речами володіють люди.

3 Write have got/has got or haven't got/hasn't got.

- He has got a car.
He hasn't got a train.
- It an apple.
It a ball.
- She a radio.
She a computer game.
- They bikes.
They rollerblades.



Я вмію писати про приналежність речей.

4 Look and say.



He's got short hair. He's got brown eyes. He's got a big mouth.

It's number two.



1



2



3



4



5



6



Я вмію описувати зовнішність.

5 What about you? Write *Yes, I have* or *No, I haven't*.

- 1 Have you got long ears?
- 2 Have you got short hair?
- 3 Have you got a small mouth?
- 4 Have you got blue eyes?
- 5 Have you got big feet?

Я вмію відповідати на запитання про мою зовнішність.

My Project

Draw and write about yourself. Tell the class.



My name's Maria.
I'm a girl. I've got
black hair and
green eyes.



My name's
Thomas.
I'm a boy. I've got
brown hair and
blue eyes.



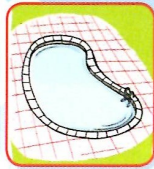
Now go to My Picture Dictionary

sixty-one

13



house



swimming pool



park



river



tree



playground



children

There's a town.




It's fantastic here. Look. There's a town.
 Look at that big house and swimming pool.
 There's a park and a river. The trees and flowers are very pretty.
 Look at the playground!
 There are lots of children here today.
 Chatter's with the children.
 Let's go to the playground.

1 Find and number.

the town 1 the swimming pool _____
 the river _____ the playground _____
 the park _____ the children _____

Extra practice






Learn with Tag

There **is** a tiger in the zoo. →

There's a tiger in the zoo.

There **are** lots of animals too.

2 Find the differences and write.

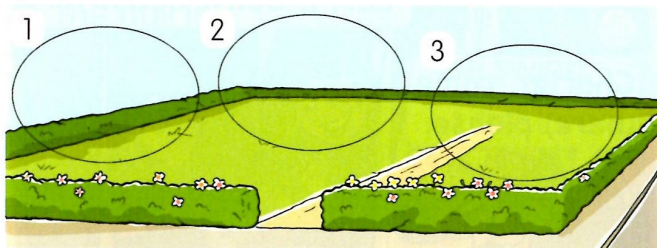


- 1 There are three ducks.
- 2 _____
- 3 _____



- 1 There are three swans.
- 2 _____
- 3 _____

3 Listen and stick. Then write. 🎧



- 1 There are two trees.
- 2 There's a _____.
- 3 There's a _____.

4 Sing along with the **FlyHigh** band! 🎵

Animals in our zoo

There are lots of animals in our zoo.
Lions, tigers and kangaroos.
Bears and monkeys and zebras too.
We love the animals and they love you.

There are lots of animals in our zoo.
Snakes, penguins and cockatoos.
Goats and hippos and elephants too.
We love the animals and they love you.




14



hot



treehouse



shop



swing



slide





climbing
frame



bus

Where's Chatter?

CD1
29



1 Circle.

- 1 There's a yellow climbing frame.
- 2 There's a red slide.
- 3 There are two swings.
- 4 There are two children.
- 5 There's a green bus.

yes / no

yes / no

yes / no

yes / no

yes / no



Extra practice



Learn with Tag



in



on



under



next to

Where is Tag? → Where's Tag?
Where are Tag and Chatter?

2 Write *Where's* or *Where are*.

- 1 *Where's* Tag?
- 2 Chatter and Karla?
- 3 Sally?
- 4 Patty and Trumpet?

3 Choose and write.

in on under next to

- 1 The children are *on* the climbing frame.
- 2 The ball is the slide.
- 3 The girl is the swing.
- 4 The cats are the treehouse.
- 5 The dog is the climbing frame.



4 Write with Karla.



In our town, there's *a park*.
There's *a swimming pool*.
There are *lots of shops*.
There isn't *a circus*.

In my town, there's a
There's
There are
There isn't

15



sing



jump



high



ride



swim




climb



play the guitar

I can sing.



1 Match.

- 1 Karla
- 2 Tag
- 3 Patty
- 4 Chatter



She's fantastic.
It's very high.
It's terrible.
He's very fast.

 Extra practice





Learn with Tag

I **can** ride my bike very fast!

I/You/He/She/It/We/They **can** jump.

2 Choose and write.

swim climb a tree play the guitar ~~jump very high~~

1 I can jump very high.



2 They



3 She



4 He



3 Sing along with the **FlyHigh** band! 🎵

I can

Look, look, look at me.
I can climb a tree.
I can read and I can write.
I can ride a bike.
Look, look, look at me.
I can swim in the sea.
I can jump up very high.
I can touch the sky.
Look, look, look at me.
I can count to three.
I can clap and turn around.
I can touch the ground.



16



skip



rollerblade



fly



do a
handstand



walk



run



carry

Can you skip?



1 Choose and write.

skip carry everyone do a handstand ~~rollerblade~~ fly a kite

1 Chatter can rollerblade.

2 Karla can

3 Tag can

4 Patty can

5 Trumpet can

 Extra practice





I **can't** fly.



Can he skip? Yes, he **can**.

Learn with Tag

Can I/you/he/she/it/we/they fly?







Yes, I/you/he/she/it/we/they **can**.

No, I/you/he/she/it/we/they **can't**.

2 Listen and draw 😊 or ☹️. 🎧

😊 = she can

☹️ = she can't

| | | | | | |
|---|---|---|---|--|---|
|  |  |  |  |  |  |
| | 😊 | ☹️ | ☹️ | ☹️ | ☹️ |

3 Play the game.

| | run | climb trees | fly | jump |
|---|-----|-------------|-----|------|
|  | 😊 | 😊 | ☹️ | 😊 |
|  | ☹️ | 😊 | ☹️ | ☹️ |
|  | 😊 | ☹️ | ☹️ | 😊 |
|  | ☹️ | ☹️ | 😊 | ☹️ |





Can they climb trees?

Yes, they can.

Can they run?

No, they can't.

Snakes.





Sally's Story  CD2 3

Where's my mobile phone?




mobile phone



desk



cupboard




1 Read and answer.

- 1 Who can't find her phone?
- 2 Are the pens and pencils on the table?
- 3 Where are the books?
- 4 Is the mobile phone under the table?
- 5 What's the phone number?
- 6 Who's got the phone?

Mum.



computer



bookcase



table



bed



5

Is it in the bookcase?

No, it isn't. There are lots of books in the bookcase, but your phone isn't here.

6

It isn't on the table.

It isn't under the table.

7

I've got an idea. What's your number?

It's 678945213.

8

Look, Mum! Fred's got the phone! It's in his bed!

Thank you, Kelly!

2

Write with Karla.



I can *skip* and fly a kite.
I can't *play the guitar*.
My friend can *ride a bike*.
My friend can't *skip*.

I can

I can't

My friend can

My friend can't

My FlyHigh Diary 4

Мій щоденник навчання


1 Choose and write.

~~swimming pool~~ slide trees cupboard flowers swing bed school

- 1 In the town, there's a swimming pool and a
- 2 In the park, there are and
- 3 In the playground, there's a and a
- 4 In the bedroom, there's a and a

2 Choose and write.

Я вмію писати про предмети, що мене оточують.



in on under next to

desk cupboard bed table

- 1 Where's the computer? It's on the desk.
- 2 Where's the bookcase?
- 3 Where's the bus?
- 4 Where's the doll?
- 5 Where are the clothes?

Я вмію описувати кімнату.

3 Listen and circle.

- 1 Yes, there is. / No, there isn't.
- 2 Yes, there is. / No, there isn't.
- 3 Yes, there are. / No, there aren't.
- 4 Yes, there is. / No, there isn't.
- 5 Yes, there are. / No, there aren't.



Я розумію питання про те, що розташовано в місті.

4 Look and say.



Я можу розповідати про те, що вміють робити інші.

5 What about you? Write.

- 1 Can you sing?
- 2 Can you do a handstand?
- 3 Can you ride a bike?
- 4 Can your mum swim?
- 5 Can your dad play the guitar?

Я можу відповідати на запитання про те, що я вмію робити.

My Project

Draw three friends in a playground. Write about your friends.

Anna is on the swing.
Sam is next to the climbing frame.
Bill is in the tree house.



Now go to My Picture Dictionary
seventy-three

17



breakfast




hungry



bread



honey



milk







egg



orange

I like breakfast.



1 Circle.


- 1 Trumpet is small / hungry
- 2 There are eggs / cakes for breakfast.
- 3 There are bananas / oranges for breakfast.
- 4 Chatter, Patty and Karla have / haven't got their breakfast.
- 5 Trumpet is very naughty / good.

 Extra practice



Learn with Tag

I **like** bananas.
I **don't like** oranges.




I **like/don't like** bananas.
You **like/don't like** bananas.
We **like/don't like** bananas.
They **like/don't like** bananas.

2 Write.

1  I like eggs.

2  We

3  They

4  You

3 Listen and stick.




4 Sing along with **the FlyHigh band!**

I like breakfast.

I like milk and I like bread.
I like honey and I like eggs.
I like apples and oranges too.
I like breakfast.
How about you?

I like breakfast in the morning.
I like breakfast in the morning.
I like breakfast in the morning.
I like breakfast.
How about you?





fish




lunch



pizza



soup





chicken



salad

Do you like fish, Patty?



1 Circle.

- | | |
|----------------------------------|-----------------|
| 1 It's time for breakfast. | yes / <u>no</u> |
| 2 Tag's got pizza. | yes / no |
| 3 Sally's got a bowl of soup. | yes / no |
| 4 Patty likes fish. | yes / no |
| 5 Patty and Trumpet are friends. | yes / no |

✓ Extra practice





Learn with Tag

Do you like honey? Yes, I **do**.

Do you like oranges? No, I **don't**.

2 Write.

1 Do you like chicken? 😊 Yes, I do.

2 Do you like pizza? 😊

3 Do you like soup? ☹️

4 Do you like salad? 😊

3 Write. Then answer about you.

1



Do you like chicken?

2



.....

3



.....

4 Play the game.

Chicken and
salad, please!

Soup, salad and
eggs, please!



Chicken, soup, salad and eggs.

5 Write with Karla.



I like

I don't like



get up



seven o'clock



have
breakfast




clean my teeth



go to school

He gets up at seven o'clock.



1 Number in order.




1

 Extra practice




Learn with Tag



He cleans his teeth every day.
She gets up at seven o'clock every day.
It drinks milk every day.

2 Write and circle.



- 1 She gets up at five o'clock / seven o'clock.
- 2 at nine o'clock / eight o'clock.
- 3 at four o'clock / six o'clock.
- 4 at eight o'clock / nine o'clock.

3 Sing along with the FlyHigh band!

CD2
8

We all love our zoo.


Every day at three o'clock,
I come to the zoo.
I see my friends and we all play,
In my favourite zoo.

Chatter and Trumpet,
Karla and Tag,
Patty and Sally too.
They love me and I love them.
We all love our zoo.

Every day at three o'clock,
He goes to the zoo.
He sees his friends and they all play,
In his favourite zoo.

Chatter and Trumpet,
Karla and Tag,
Patty and Sally too.
They love him and he loves them.
They all love,
We all love our zoo!







Monday Tuesday Wednesday Thursday Friday Saturday Sunday

Does Rob go to the zoo every day?

CD2
9



Goodbye.

1 Circle.

- 1 The animals go to the zoo.
- 2 Mr Light is a teacher.
- 3 Rob goes to school every day.
- 4 Rob goes to the zoo every day.
- 5 The children love the zoo.

yes / no

yes / no

yes / no

yes / no

yes / no

✓ Extra practice





Learn with Tag

Does he **go** to school every day? No, he **doesn't**.
Does he **play** basketball every day? Yes, he **does**.

2 Listen and circle. Then answer.

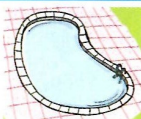
Monday



Thursday



Tuesday



Friday



Wednesday



- 1 Does Rob ride his bike on Monday?
- 2 Does Rob swim on Tuesday?
- 3 Does Rob play the guitar on Wednesday?
- 4 Does Rob play basketball on Thursday?
- 5 Does Rob go to the park on Friday?


Yes, he does.

3 Play the game.

Look at me. What day is it?

Yes, it is!

Is it Friday?





Sally's Story

Superboy

CD2
10



help




people



police officer

Superboy helps people every day of the week.



On Monday he helps old people.



On Tuesday he helps children.



On Wednesday he helps police officers.



1 Choose and write.

firemen children ~~old people~~ police officers animals

- 1 On Monday, he helps old people.
- 2 On Tuesday, he helps
- 3 On Wednesday, he helps
- 4 On Thursday, he helps
- 5 On Friday, he helps



fireman



visit




do my
homework



On Thursday he helps firemen.

5

You're very strong, Superboy!



Yes, I am.

On Saturday he visits his grandma and grandpa.

7

Help yourself, Superboy.



Thank you, Grandma!

On Friday he helps animals.

6

You're very good, Superboy.



I know.

But on Sunday he does his homework.
Help Superboy with his homework!

8



Ten and two is ...

2 Write with Karla.



Monday

I clean my teeth. I go to school.

Tuesday

Wednesday

Thursday

Friday

Saturday

Sunday

My FlyHigh Diary 5

Мій щоденник навчання

1 Write.


1 bread

2

3

4

5



6

7

8

9

Я вмію називати продукти харчування.

2 What about you? Write Yes, I do or No, I don't.

1 Do you like milk?

2 Do you like chicken?

3 Do you like fish soup?

4 Do you like apples and oranges?

5 Do you like bread and honey?

Я вмію
відповідати на
запитання про
мої вподобання
щодо їжі.

3 Ask your friend.

1 Do you get up at seven o'clock?

2 Do you go to school at eight o'clock?

3 Do you play basketball every day?

4 Do you do your homework at six o'clock?

yes

no

Now write Yes, he/she does or No, he/she doesn't.

1 Does your friend get up at seven o'clock?

2 Does your friend go to school at eight o'clock?


3 Does your friend play basketball every day?

4 Does your friend do homework at six o'clock?


Я вмію запитувати друзів про їхній розпорядок дня.

4 Listen and circle. Then match.


1 a




b



2 a



b



3 a




b



4 a



b



1 Polly Pink gets up at

2 She has

3 She goes to dancing school at

4 She goes to bed at

a eleven o'clock.

b ten o'clock.





























c an orange and a banana for breakfast.

d nine o'clock.

Я вмію сприймати на слух інформацію про розпорядок дня іншої людини.

My Project

Make a class food chart. Then write and tell the class.

| |  |  |  |  |
|-------|---|---|---|--|
| Anna |  |  |  |  |
| Ben |  |  |  |  |
| David |  |  |  |  |
| Sarah |  |  |  |  |
| Mary |  |  |  |  |
| Peter |  |  |  |  |

Five pupils like apples. One pupil doesn't like apples.



Now go to My Picture Dictionary



eighty-five









FUN TIME 2

1 Say it with Sally.

a) Listen and point. Then repeat.



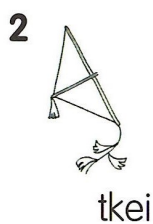
b) Listen and write. Then repeat.



c) Chant.

Black cats. Eggs in a nest. Pink insects. Orange frogs. Mum and an umbrella.

2 Draw and write. Then ask and answer.



Where's the radio?



It's on the table.

3 Do the Zoo Trail.



21



play



read



sleep



hide




water
pistol



come

I'm playing a game! CD2 11




1 Circle.

- 1 Patty has got a phone / pencil.
- 2 Trumpet has got a book / pen.
- 3 Tag has got a kite / water pistol.
- 4 The water pistol is small / big.

✓ Extra practice





Learn with Tag

I **am** hiding. → I'm hiding.

You **are** writing. → You're writing.

He **is** playing. → He's playing.

She **is** reading. → She's reading.

It **is** sleeping. → It's sleeping.

2 Circle and write.



1 He / She is reading



2 He / She




3 He / She




4 He / She


3 Listen and stick. Then write.



1 I'm reading



2 He's



3 She's

4 Sing along with the **FlyHigh** band!

I'm playing.

I'm playing with my friends.

I'm playing with my friends.

Hey ho, away we go.

I'm playing with my friends.

She's hiding from her friends.

She's hiding from her friends.

Hey ho, away we go.

She's hiding from her friends.



22



have a shower




trousers




T-shirt



shoes



skirt



dress



sweater

They're having a shower.

CD2
13



1 Circle.

- 1 Sally is wearing a skirt. yes / no
- 2 Patty is wearing a T-shirt. yes / no
- 3 Chatter is playing in the river. yes / no
- 4 Tag is having a shower. yes / no

✓ Extra practice





You're wearing trousers.

Learn with Tag

We **are** wearing trousers. → We're wearing trousers.
 You **are** wearing trousers. → You're wearing trousers.
 They **are** wearing trousers. → They're wearing trousers.


2 Circle and write.



1 We're / They're
 wearing pink
 dresses.



2 We're / They're
 trousers.



3 We're / They're
 T-shirts.

3 Write.

blue
 trousers



4 Write with Karla.



I'm wearing a green sweater, yellow trousers and red shoes.
 My friend is wearing a white T-shirt, a blue skirt and black shoes.

I'm wearing

My friend



basketball



volleyball



football



tennis




idea



tired

They aren't swimming! CD2 14



1 Choose and write.

volleyball tennis swimming

football ~~basketball~~

1 Tag is playing basketball.

3 Chatter is playing

2 Karla and Trumpet are playing

4 Rob is playing

5 Patty is

✓ Extra practice



Learn with Tag



I am not playing. → I'm not playing.



He/She/It is not playing. →

He/She/It isn't playing.

We/You/They are not playing. →

We/You/They aren't playing.

2 Find the differences and write.



1 The boys are playing basketball.

2 _____

3 _____

4 _____

1 The boys aren't playing basketball.

2 _____

3 _____

4 _____

3 Sing along with the **FlyHigh** band! 🎵

CD2
15

Splish and splash

I'm not playing basketball.

I'm not playing volleyball.

I'm not playing football.

I'm not playing tennis.

I'm swimming in the sea today.

I'm splashing in the sea today.

Splish and splash,

Splish and splash,

I'm swimming in the sea today.



24



dream



noise



eat



drink



upstairs



roar



snore


Are they sleeping? 🎵

CD2
16



Are they sleeping? Are they dreaming?
Where are the animals?
What are they doing?
Are they reading? Are they writing?
What is that terrible noise?

Are you eating? Are you drinking?
Where are you, animals?
What are you doing?
Are you playing? Are you hiding?
What is that terrible noise?



1 Match.

Picture one e

Picture two

Picture three

- a The animals are very good.
- b Tag is hiding the toys.
- c Trumpet is eating.
- d Trumpet's snoring.
- e The animals are playing.
- f The animals are sleeping.

✓ Extra practice



Are you sleeping, Tag?

No, I'm not.

Learn with Tag

Am I sleeping?

Yes, you **are**./No, you **aren't**.

Is he/she/it sleeping?

Yes, he **is**./No, he **isn't**.

Are you/we/they sleeping?

Yes, we **are**./No, we **aren't**.

2 Listen and circle. Then answer.



1 Is Bella doing her homework?

2 Is she having a shower?

3 Is George reading?


4 Is he writing?

5 Is Dad sleeping?

6 Are Bella, George and Dad playing on the computer?


No, she isn't.

3 Play the game.



Are you writing 'ball'?

No, I'm not.



Are you writing 'baby'?

Yes, I am.



Jane and the giant



giant



hear

Jane can see a big house. It has got lots of doors and windows. She can hear a noise.



Jane is in the living room. She is hiding under a table. She can hear the giant.



Jane is in the bathroom now. She is hiding in the shower. She can hear the giant.



Jane is in the kitchen. She is hiding in the cupboard. She can hear the giant.



1 Choose and write.

kitchen living room ~~bedroom~~ bathroom

- 1 Jane is hiding in the bed here. bedroom
- 2 Jane is hiding in the cupboard here.
- 3 Jane is hiding under the table here.
- 4 Jane is hiding in the shower here.



living
room



bathroom



kitchen



bedroom




ghost



Jane is in the bedroom now. She is hiding in the bed. She can hear the giant.




Jane has got a good idea. She is standing on the bed.



2

Write with Karla.



This is our home.
We've got two bedrooms.

My FlyHigh Diary 6

Мій щоденник навчання

1 Circle and write.

1  I am / are reading.

2  She am / is

3  It is / are

4  He is / are

5  You is / are

Я вмію повідомляти про те, що відбувається в цей момент.

2 Match.


- 1 I am doing
- 2 You are doing
- 3 We are doing
- 4 They are doing


- a their homework.
- b our homework.
- c my homework.
- d your homework.

Я вмію повідомляти про те, чим зараз займаються інші.

3 Write.

1  T-shirt

2 

3 

4 

5 

6 

4 Write.



- 1 The girl is wearing an orange T-shirt.
She is
She
- 2 The boy is wearing
He
He

Я вмію писати назви предметів одягу.

Я вмію описувати, у що одягнені люди.

5 Listen and circle. Then answer.



The giant is in the kitchen / bedroom. He is playing / doing his homework. His mum is snoring / writing. His dad is playing football / tennis in the living room / kitchen. His brother and sister are having a shower / hiding in the shower.

- 1 Is the giant in the kitchen?
- 2 Is the giant doing his homework?
- 3 Is his mum writing?
- 4 Is his dad playing tennis?
- 5 Are his brother and sister having a shower?

Yes, he is.

6 What about you? Write.

- 1 Are you writing?
- 2 Are you standing up?
- 3 Are you wearing trousers?
- 4 What are you doing?

Я вмію читати та розуміти на слух текст, а потім давати відповіді на запитання до нього.

Я вмію відповідати на запитання про те, чим зараз займаюся.

My Project

Draw a house. Describe it to the class.



The house is big and yellow. The door is red and the windows are green. There is a bathroom, a bedroom, a kitchen and a living room.

VALUES
Clean your
bedroom.
VALUES

Now go to My Picture Dictionary
ninety-nine



crab




raining



dolphin



turtle




camera



take a photo

These are crabs.



1 Circle.

- 1 It's raining / sunny.
- 2 Patty and Tag are eating / looking at the fish.
- 3 The dolphin is swimming / reading in the pool.
- 4 Patty has got her watch / camera.
- 5 There's a turtle / crab in the photo.

 Extra practice




Learn with Tag

This is an octopus.
These are crabs.




2 Write *This is* or *These are*.



- 1 *This is* my watch.
- 2 your trousers.
- 3 his shoes.
- 4 her dress.
- 5 your T-shirt.
- 6 our clothes.

3 Listen and stick. Then match.



- a These are fish. b This is a dolphin. c These are crabs. d This is a turtle.


4 Sing along with **the FlyHigh band!**

This is a fish.

This is a fish.
It's swimming in the sea.
I can see the fish
And it can see me.
It can see me.



These are dolphins.
They're swimming in the sea.
I can see the dolphins
And they can see me.
They can see me.



one hundred and one



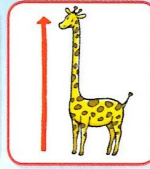
men



feed



women



tall



shark



teeth

There are lots of people.

1 There are lots of people next to the pool. Two men are feeding the fish.

I can't see. These women are very tall.

Come here, Patty!

2

Wow! Look at this shark! Look at its teeth! Patty, where are you?

3

I'm here.

Patty, there's a big shark in the pool.

It's OK. The shark is my friend!

1 Match.

- 1 Lots of people are next to the
- 2 Two men are feeding the
- 3 The women are very
- 4 Tag can see a
- 5 The shark's got lots of

- a fish.
- b tall.
- c teeth.
- d pool.
- e shark.

 Extra practice





Learn with Tag

+ es

fox foxes
bus buses
dress dresses
watch watches

y + ies

baby babies
family families
spy spies

Irregular plurals

child children
man men
woman women
foot feet
tooth teeth


2 Circle.

- The spy / spies have got a camera.
- My dad's got big foot / feet.
- This box / boxes is small.
- Have you got a watch / watches?
- She's got three dress / dresses.
- There are two man / men in the pool.

3 Choose and write.


baby fox woman ~~child~~ man

- The children are on the swings.
- The are sleeping.
- The are reading.
- The are playing tennis.
- The are hiding.





4 Write with Karla.

Look at
my photos.



This is a
shark. Look at
its teeth.

These
are my
friends.




This These



bowl




carrot



drawer




shelf



cherry



sweets



chocolate

There are some apples.

CD2
21

There are some apples in the bowl.
There are some carrots in the drawer.
There are some bananas on the shelf.
But we're looking for the **Secret Store**!

Are there any cherries?
Are there any sweets?
Are there any chocolates?
Are there any treats?

There aren't any cherries in the bowl.
There aren't any sweets in the drawer.
There aren't any chocolates on the shelf.
But here it is, the **Secret Store**!



There are lots of cherries.
There are lots of sweets.
There are lots of chocolates.
There are lots of treats.

1 Match.

- | | |
|--------------------|------------------|
| 1 The apples are | a on the shelf. |
| 2 The carrots are | b in the bowl. |
| 3 The bananas are | c in the box. |
| 4 The cherries are | d in the drawer. |

 **Extra practice**



Learn with Tag



There are **some** bananas.

There aren't **any** cherries.


Are there **any** apples? Yes, there are.

Are there **any** carrots? No, there aren't.

2 Write **some** or **any**.

- 1 There are **some** cars in the toy box.
- 2 Are there dolls?
- 3 There aren't yo-yos.
- 4 There are balls.

3 Write.



- 1 apples
- 2 sweets
- 3 bananas
- 4 cherries
- 5 carrots
- 6 chocolates

There are some apples.

There aren't any sweets.

4 Ask and answer.

Are there any chairs
in your classroom?


Yes, there are.

| | |
|---------|---------|
| chairs | rabbits |
| windows | pencils |
| cakes | water |
| fish | pistols |
| books | crayons |
| boys | |

28

11 eleven 12 twelve 13 thirteen 14 fourteen 15 fifteen 16 sixteen 17 seventeen

How many sweets are there? CD2 22



1 Circle and count. Then write the number of sweets.

✓ Extra practice



18 19 20

eighteen nineteen twenty

Learn with Tag






What are they? They are sweets.

Where are they? They are in the box.

Who's got the sweets? Tag's got the sweets.

How many are there? There are five.

2 Listen and write.



3 Choose and write. Then answer.

What Where Who How many

- 1 What are you doing?
- 2 pens have you got?
- 3 is your bag?
- 4 are you wearing?
- 5 is your teacher?

4 Play the game.



How many pencils
are there?

No.

Yes.

Eleven.

Five.



one hundred and seven



Harry and Greta



forest



biscuit

Harry and his sister go for a walk in the forest. They see a beautiful house.




There are sweets, cakes, bananas and cherries on the doors and windows. There are biscuits and chocolates on the walls.



A very old woman lives in the house. She has got a big nose and small black eyes.

3 Good morning. I've got some cakes and sweets in my house. Please come in. I've got some apples, bananas and lots of chocolate.



1 Read and answer.

- 1 Where is the house?
- 2 What is on the walls?
- 3 Who's got the cherries?
- 4 Who's in the cupboard?
- 5 What can Greta see in the trees?
- 6 Is the old woman happy?

It is in the forest.



wall



little



squirrel



angry



5


Aha! Now I've got you!
Get in the cupboard!



Help!

The squirrels eat the biscuits, cakes and chocolates. They eat the walls and the doors! Greta opens the cupboard.

7



Stop it! You are eating my house!

Greta sees some squirrels in the trees.

6



Please, come
and help my
brother!

Greta and Harry run away. They are happy.
The old woman is very angry.

8

Thank you, squirrels!



2

Write with Karla.



In our kitchen, there are
some apples.
There are some bananas.
There aren't any biscuits.
There aren't any cakes.

In our kitchen, there are

There

There aren't

There

My FlyHigh Diary 7

Мій щоденник навчання

1 Find the odd one out. Then write.

- | | | | | |
|---|--------|---------------|------------|----------|
| 1 | apples | <u>sharks</u> | cherries | bananas |
| 2 | crabs | men | women | children |
| 3 | cakes | biscuits | chocolates | dolphins |
| 4 | eleven | fourteen | turtles | nineteen |
| 5 | fish | teeth | hair | feet |

You can see (1) sharks, (2) _____, (3) _____,
(4) _____ and (5) _____ in the sea.

Я вмію визначати, до якої теми належать слова.

2 Write.

- | | | |
|---|--------|------------------------------------|
| 1 | box | The <u>boxes</u> are on the shelf. |
| 2 | cherry | Where are the _____? |
| 3 | tooth | How many _____ have you got? |
| 4 | baby | The _____ are sleeping. |
| 5 | bus | The school _____ are yellow. |
| 6 | child | The _____ are in the playground. |

Я вмію утворювати форми множини іменників.

3 Listen and circle. Then write.

1 a



b



This is a sweet.

2 a



b



These are biscuits.


3 a



b



4 a



b



5 a



b



6 a



b




Я вмію вказувати на предмети та називати їх у однині та в множині.

4 Look and say.

There are some apples.
There aren't any bananas.



It's picture A.



5 What about you? Write.


- 1 How many children are there in your class?
- 2 How many chairs are there in the classroom?
- 3 How many books are there in your bag?
- 4 How many letters are there in your name?

Я вмію описувати картинки
із зображенням кімнати.

Я вмію відповідати на запитання
про моє шкільне життя.

My Project

Make an underwater collage. Tell the class.







Now go to My Picture Dictionary
one hundred and eleven



FUN TIME 3

1 Say it with Sally.

a) Listen and point. Then repeat.



b) Listen and write. Then repeat.



h ippo



ox



hale



ulture



lower



ri er



ouse






s an




c) Chant.



Happy hippos. We're winners. Visiting vultures. Funny foxes.



2 Play bingo.




Draw and write a different food in each square.





| | | | |
|--|--|--|--|
| | | | |
| | | | |

3 Label the rooms. Then answer.

bedroom bathroom kitchen living room



- | | | | |
|--------------------------|---------------|--------------------------------|-------|
| 1 Who is singing? | <u>George</u> | 7 Who is wearing a long dress? | |
| 2 Who is playing tennis? | | 8 Who is going upstairs? | |
| 3 Who is swimming? | | 9 Who is hiding? | |
| 4 Who is sleeping? | | 10 Who is writing? | |
| 5 Who is reading? | | | |
| 6 Who is eating? | | | |

Now draw a ghost in one of the rooms. Your friends guess where it is.

I read books.

- 1 Look and read. What books do you like?

My Fly High Library

I like books about

Your Profile

Space

Animals

Magic

Superheroes

Adventures

- 2 Read Lesia's profile. What books does she like?



Name: Lesia
Age: 8
Country: Ukraine
Town: Lviv
Favourite books: about animals

- 3 Write about you.

| | |
|----------------|------------------|
| My Profile | Name: |
| | Age: |
| | Country: |
| | Town: |
| | Favourite books: |

- 4 Ask your friend.

What's your name?

How old are you?

Where do you live?


What books do you like?

5

Read and write the words from Exercise 1.

What books do these children like?

1



Mykola

superheroes

I like books about people with super powers. My favourite character is Superman.

2



Oksana

I like books about Harry Potter. My favourite character is Hermione.


3



Andrii

I like books about stars and planets. They are very interesting!

4



Nastia

I like books about cats and lions. They are cute and strong.

6

What about you? Read and tell the class.



I'm Liuda. I like books about magic. My favourite character is the White Rabbit from *Alice in Wonderland*. This book is very interesting. What about you?

In the town

1 Look and read. Do you have these signs in your town?

1



zebra crossing

2



toilet

3



bus stop

4



café

5



airport

6



information

2 Look. Write the numbers from Exercise 1.

a



3

b



c




d



e



f



3 Look. Write the words from Exercise 1.

1 I wash my hands here.

toilet

2 I cross the street here.

3 I eat here.

4 I travel by plane here.

5 I wait for the bus here.

6 I ask questions here.

4

Read and circle.

1



I ask questions here.

yes / no

2



I wait for the bus here.

yes / no

3



I travel by plane here.

yes / no

4



I cross the street here.

yes / no

5



I eat here.

yes / no

6



I wash my hands here.

yes / no

5

Play the game. Look at the signs in Exercise 1.


Four. Café.



I eat here!

I go shopping.

1 Look and read. What can you buy in each shop?




bookshop



toy shop



pet shop



flower shop



sweet shop

2 Where can you buy these things? Write the shop.

- 1 lollipop, cake, chocolate sweet shop
- 2 cat, dog, hamster
- 3 rose, tulip, sunflower
- 4 train, doll, teddy bear
- 5 postcard, magazine, book

3 Read. Put a tick (✓) or a cross (X).

- 1 I can buy an umbrella in a pet shop. ☒
- 2 I can buy a new teddy bear in a sweet shop. ☐
- 3 I can buy roses for my mother in a flower shop. ☐
- 4 I can buy a cake in a bookshop. ☐
- 5 I can buy a new doll in a toy shop. ☐

4 Look and say.



I can buy a cat in a pet shop.

5 Choose from Exercise 2 and write.

My shopping list

- 1 lollipop
- 2
- 3
- 4
- 5



6 Play the game.



Hello! I want to buy a teddy bear.

Hello! Go to the toy shop.



I go online.

1 Look and read. Which gadgets do you have at home?



laptop



camera



tablet



mobile
phone



mp3 player

2 Read and write.

1 listen to music

mp3 player, mobile phone, tablet, laptop

2 take photos

3 play games

4 write text messages

5 watch videos

6 call friends

3 Read and write about you.

1 I take photos with my camera

2 I watch videos with my

3 I play games with my

4 I write text messages with my

5 I call friends with my

4 Read and choose from Exercise 2. Then write.




I listen to music
with my mp3 player.



I
with my mobile phone.



I
with my camera.



I
with my laptop.



I
with my tablet.

5 Play the game.



Camera.

I take photos with
my camera.





oil



flour




cottage cheese



potatoes

Food

- 1 Read in pairs. Find and underline two Ukrainian national dishes.




What's your favourite food for breakfast?

I love syrnyky for breakfast. I use cottage cheese, sugar, eggs and oil to cook them. Syrnyky are yummy, especially with tea.



What's your favourite food for lunch?

I love deruny for lunch. I use potatoes, flour, eggs and oil to cook them. They are so tasty!



- 2 Complete the chart.

| | Favourite food | When | I use |
|--------|----------------|-----------|-------------|
| Polina | syrnyky | breakfast | eggs, , , , |
| Dmytro | | | , , , , |

- 3 Talk to your classmates. Ask them about their favourite food for breakfast and lunch.



travel



by plane



by car



by train

Transport

1 Read about Oleksii, Ira and Oleksandr. What transport do they like?

My name is Oleksii. I'm 8 years old. I live in Ternopil. This is a very beautiful city in Ukraine. I like to travel by train. I like to look at the countryside from the window.



My name's Ira. I'm 7 years old. I live in Odesa. This is a city near the sea. I like to travel by plane. The sky is beautiful from the plane's window. Planes are very fast.



My name is Oleksandr. I'm 9 years old. I live in Kyiv, the capital of Ukraine. I like to travel by car. My father can drive very well.

2 Complete the chart.

| | Oleksii | Ira | Oleksandr | Your name: |
|-------------|----------|-----|-----------|---------------------|
| My age | 8 | | | |
| My town | Ternopil | | | |
| I travel by | train | | | |

3 Talk to your classmates. Tell them about your age, town and how you travel.



sunny



cloudy



rainy



snowy

Weather

1 Read about Pavlo. Where does he live?

Hi! My name's Pavlo. I'm 8. I'm from Ukraine. My hometown is Yaremche. It's a very beautiful town near the Carpathian mountains. I love all four seasons in Yaremche.

In spring trees are green. It's warm. I love spring. My birthday is in spring!

In summer it's sunny and hot. My father and I often go fishing. We ride our bikes in the mountains.

In autumn trees are red and yellow. It's rainy and cloudy. I love autumn because there are lots of fruit and vegetables.

Winter in Yaremche is cold and snowy. We go skiing and make a snowman.



2 Write about the weather in Yaremche.

spring




warm

summer



autumn



winter




3 Tell your classmate about the weather where you live.



bison



lynx



woodpecker



stork

Wildlife

1 Read about Mariana. What animals can she see in the forest?



My name is Mariana and I live in Verkhovyna. This is a small town in the Carpathians. My house is near the forest. There are many animals there.

There is a big tree with a nest near my house. A family of storks lives there. They are very pretty birds! But my favourite bird is the woodpecker. It lives in the forest. This bird makes a funny noise!

Some animals are very big and can be angry. You can meet a lynx or a bison in the forest. So my father always tells me: "Don't go to the forest without your parents!"

2 Read and circle.

- | | |
|--|-----------------|
| 1 Mariana lives in the Carpathians. | <u>yes</u> / no |
| 2 Her house is near the park. | yes / no |
| 3 A family of storks lives in the nest. | yes / no |
| 4 The woodpecker is Mariana's favourite bird. | yes / no |
| 5 You can see a bison and a lynx in the forest. | yes / no |
| 6 It's a good idea to go to the forest without your parents. | yes / no |

3 Tell your classmate about your favourite animal.



holiday



postcard



tulip



gift

Mother's Day

- 1** Read about Olena. What gift does she have for her mother?



Hello!

My name is Olena. I'm 8.

I live in Chernihiv. It's spring outside. It's May.

Today is Sunday. It's Mother's Day in Ukraine.

I love this holiday very much!

My mother's name is Svitlana.

She is kind and beautiful. I want to make a surprise for my mother.

It's a postcard and beautiful pink tulips. She loves tulips! This is my gift for my mother.



- 2** Complete Olena's profile. Then write about you.

| | | |
|------------------|-------|------------|
| My name | Olena | Your name: |
| My age | | |
| My town | | |
| My country | | |
| My mother's name | | |
| My mother likes | | |

- 3** Draw a postcard for your mother/grandmother. Then show and describe the postcard to the class.



anthem



concert



square



fireworks

Independence Day

1 Read about Independence Day in Ukraine. When is it?



I'm Sviatoslav and I live in Kyiv. It's August, the 24th. Today we celebrate Independence Day. It's a very special day. My parents don't go to work today. We walk in the main city square. There are a lot of Ukrainian flags everywhere. People sing the Ukrainian anthem and watch a parade. In the evening, there is a big concert with fireworks. It's a wonderful holiday!

2 What can you see on Independence Day? Look, circle and say.

a



b



c



d



e



f



3 How do you celebrate Independence Day? Tell the class.



juice



party



pineapple



tea

My birthday

1 Read about Polina. What does she cook for her birthday?



My name is Polina. I'm from Mykolaiv. Today is the best day of the year! It's my birthday! I'm 8 years old now.

At 3 o'clock I have my birthday party. I make a chocolate cake with my mother. We make a fruit salad too.

My dad is in the shop now. He is buying pineapple juice, apples, oranges and bananas for the party.

It's 3 o'clock now. I'm wearing my best dress. My friends and I are drinking tea, eating sweets and watching cartoons.

2 What does Polina need for her birthday party? Look, circle and say.



3 What do you cook for your birthday party? Draw and tell the class.





Saint Nicholas



pillow



cookies



church

Saint Nicholas Day

1 Read about Maksym. What gift does he get from Saint Nicholas?



Hello!

My name is Maksym. I'm 8. I live in Vinnytsia. It's winter outside. It's December, the 19th. It's Saint Nicholas Day in Ukraine. We go to the church with my family. My mother cooks tasty mykolaichyky cookies. I love them with uzvar. My grandparents come to us. I can always find nice presents under my pillow from Saint Nicholas. This year I've got a book about space under my pillow.

2 Read and circle.

- 1 The boy's name is Maksym. yes / no
- 2 Saint Nicholas Day is on December, 20th. yes / no
- 3 Maksym goes to the church with his family. yes / no
- 4 His grandparents don't come to him on Saint Nicholas Day. yes / no
- 5 He's got a bike from Saint Nicholas. yes / no

3 Match.

| | |
|---------------|----------------|
| presents from | cookies |
| go to | my pillow |
| cook | the church |
| under | Saint Nicholas |

4 How do you celebrate Saint Nicholas Day with your family? Tell the class.



CD2
24



reindeer





Christmas tree




star



Father Christmas





[1] tree [] stars [] balls [] presents [] cards

2 Sing along with the **FlyHigh** band!

Jingle bells

Jingle bells, jingle bells,
Jingle all the way.
Jingle bells, jingle bells,
Hurray, it's Christmas Day!



3 Make a Christmas card.





throw



streamers



mask



dance



laugh

1 Sing along with the **FlyHigh** band!

I'm a cowboy, you're a dancer.

Happy Carnival to you!

We are clowns and they are pirates.

Happy Carnival to you!

Throw your streamers, put your masks on.

Happy Carnival to you!

Dance and laugh with all your friends now.

Happy Carnival to you!




2 Make a mask.





CD2
27



Easter egg



paint



1 Sing along with the **FlyHigh** band!

Easter Bunny's in the garden.

Easter Bunny's in the garden, hiding eggs.
Easter Bunny's in the garden, hiding toys.
He is hiding eggs and toys in the flowers and the trees.
Easter Bunny's in the garden. Come with me.



The FlyHigh

Sally: Hello! I'm Sally and I'm the keeper in our zoo!

All sing: Welcome to our zoo!

Child 1: There is a monkey, a tiger, a kangaroo, a penguin and an elephant in the zoo.

All sing: Animals in our zoo
(Lesson 13)

Trumpet: I'm Trumpet. I'm an elephant.
I like school.

Karla: I'm Karla. I'm a kangaroo.
At school we read and write and play.

Child 2: Do you go to school every day?

Trumpet: No. We go to school on Monday, Tuesday, Wednesday, Thursday and Friday.


Child 1: Are you happy today?

All: Yes, we are!

All sing: We're happy today.
(Lesson 7)



Music Show



Chatter: My name's Chatter. I'm a monkey. I can climb trees!

Patty: I'm Patty. I'm a penguin. I can swim in the sea.

Tag: My name's Tag. I'm a tiger. I can play basketball.

All sing: I can (Lesson 15)



Child 2: I'm hungry! Have we got any apples and oranges?
I like apples and oranges!

All sing: I like breakfast. (Lesson 17)

Child 1: Sally, are the animals in the zoo good?

Sally: Yes, they are!

Children

1 & 2: We love the animals in the zoo!

All sing: We all love our zoo.
(Lesson 19)

Sally: We love our families and friends! We love you!

All sing: My family (Lesson 5)

All: Goodbye!










My Picture Dictionary




Listen, point and say. Then write. 





1





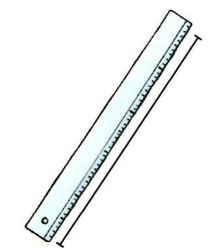





school












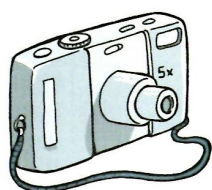













Original edition © Pearson Education Limited 2010

This edition:

Pearson Central Europe Sp. z o.o.

ul. Szamocka 8, 01-748 Warszawa

www.pearson.pl

© Pearson Central Europe Sp. z o.o. 2019

Published by arrangement with Pearson Education Limited.

The right of Jeanne Perrett, Charlotte Covill and Liudmyla Sydorchuk to be identified as authors of this work has been asserted by them in accordance with the Copyright, Designs and Patents Act, 1988.

All rights reserved. No part of this publication may be reproduced, stored in a retrieval system, or transmitted in any form or by any means, electronic, mechanical, photocopying, recording or otherwise without the prior written permission of the copyright holders.

First published in 2010

ISBN: 978-83-7882-723-8

Printed in Poland by Toruńskie Zakłady Graficzne

Zapolex Sp. z o.o.

ul. gen. Sowińskiego 2/4

87-100 Toruń

Set in VagRounded

The publisher would like to thank the following for their kind permission to reproduce their photographs:

Image Credit(s):

123RF.com: 5second 128, abidal 114, Aleksandrs Samuilovs 122, Aleksandrs Tihonovs 121, Alexander Rath 119, Alexander Shatilov 118, Anastasy Yarmolovich 121, andersonrise 122, Andrea Izzotti 125, Алексей Безродный 114, Алексей Бутенков 127, Andrey Kiselev 123, 127, Anna Om 114, 115, Anton Gvozdkov 127, Antonio Diaz 121, belchonock 128, 129, blueringmedia 117, byrdyak 125, Christian Draghici 122, Davide Fiorenzo De Conti 127, deklafenak 123, dimaberkut 121, dmykhailov 122, domenico gelermo 117, Dragana Gerasimoski 116, 117, dvarg 129, Evgeny Atamanenko 114, gekaskr 121, Gennadiy Poznyakov 128, gstockstudio 117, Hans Slegers 129, Hongqi Zhang 119, Ian Allenden 127, Ivan Kmit 126, Jan Novak 123, jehsomwang 118, Jennifer Barrow 127, Jose Manuel Gelpi Diaz 119, Jose Manuel Muñoz Muñoz 125, Joshua Resnick 123, juliatim 116, julietphotography 124, jungleoutthere 118, Komain Intarakamhaeng 128, kostman 114, kotenko 124, ladyann 116, 117, lightfieldstudios 126, Liudmyla Boichenko 124, lopolo 114, 115, Luciano Cosmo 116, Maksim Kabakou 120, Maksym Yemelyanov 120, Maria Kalashnik 118, Mariusz Prusaczyk 129, Maxim Popov 116, mettus 124, Michael Gray 124, Monchai Tudsamalee 128, Nadzeya Kolabava 123, Nataliia Busaieva 120, Norikazu Satomi 128, Oleg Gavrillov 122, olegdudko 119, 128, Olha Pohorielova 116, Pavlo Burdyak 125, Pavlo Vakhrushev 124, 127, pazhyra 116, reinekke 118, Robert Hainer 114, Roman Motizov 119, sakkmasterke 115, scanrail 114, 123, sereznii 121, 128, Sergey Novikov 115, Sergiy Bykhunenko 122, shtanzman 120, Sinisa Botas 116, Siriphong Thumprarak 119, smileus 127, Steven Van Aerschot 129, Sura Nualpradit 126, Svitlana Martynova 123, tan4ikk 115, 122, Tatiana Gladskikh 125, Timmary 119, Viktoriya Chursina 128, Volodimir Kalina 120, xalanx 121, Yana Gayvoronskaya 128, yupiramos 116, yurakp 128; Alamy Stock Photo: Batareykin 127, David Ball 127, StockphotoVideo 127; Pearson Education Ltd: Josephina Svania 19, 21, 29, 31, 43, 47, 57, 61, 69, 73, 77, 81, 95, 105, 107, 111, 119, 131, 132, Trevor Clifford 23, 27.

Every effort has been made to trace the copyright holders and we apologise in advance for any unintentional omissions. We would be pleased to insert the appropriate acknowledgement in any subsequent edition of this publication.

Illustrated by: GS Animation/Grupa Smaczneho, Christos Skaltsas/eyscream,

Zaharias Papadopoulos/eyscream, Katerina Chrysochoou

Digital illustrations by: HL Studios, Long Hanborough, Oxford

Acknowledgements

The publishers and authors would like to thank all the consultants, schools and teachers who helped to develop this course for their valuable feedback and comments and the consultants who contributed to the development of Fly High Ukraine: Mariana Petrechko, Svitlana Sorochynska, Olena Mikhodui.

Pupil's audio CD 1

| Track | Lesson | Exercise |
|-------|------------------------|------------------------------|
| 1.2 | Welcome to our zoo! p4 | Welcome to our zoo! |
| 1.3 | Alphabet p19 | Exercise 3 |
| 1.4 | Colours p20 | Exercise 3 |
| 1.5 | Numbers p23 | Exercise 4 |
| 1.6 | Lesson 1 p24 | It's a school! |
| 1.7 | Lesson 1 p25 | Exercise 4 |
| 1.8 | Lesson 2 p26 | Spell octopus. |
| 1.9 | Lesson 3 p28 | Cars and balls! |
| 1.10 | Lesson 3 p29 | Exercise 4 |
| 1.11 | Lesson 4 p30 | That's a robot! |
| 1.12 | Sally's Story p32 | The frogs! |
| 1.13 | Lesson 5 p36 | She's pretty. |
| 1.14 | Lesson 5 p37 | Exercise 4 |
| 1.15 | Lesson 6 p38 | Is he your grandpa? |
| 1.16 | Lesson 7 p40 | We're cowboys. |
| 1.17 | Lesson 7 p41 | Exercise 4 |
| 1.18 | Lesson 8 p42 | Are we pirates? |
| 1.19 | Sally's Story p44 | The grey duck |
| 1.20 | Lesson 9 p50 | It's his kite. |
| 1.21 | Lesson 9 p51 | Exercise 4 |
| 1.22 | Lesson 10 p52 | They're our toys. |
| 1.23 | Lesson 11 p54 | I've got a pet. |
| 1.24 | Lesson 11 p55 | Exercise 4 |
| 1.25 | Lesson 12 p56 | Have we got all the insects? |
| 1.26 | Sally's Story p58 | Circus boy! |
| 1.27 | Lesson 13 p62 | There's a town. |
| 1.28 | Lesson 13 p63 | Exercise 4 |
| 1.29 | Lesson 14 p64 | Where's Chatter? |
| 1.30 | Lesson 15 p66 | I can sing. |
| 1.31 | Lesson 15 p67 | Exercise 3 |

Pupil's audio CD 2

| Track | Lesson | Exercise |
|-------|-----------------------|-----------------------------------|
| 2.2 | Lesson 16 p68 | Can you skip? |
| 2.3 | Sally's Story p70 | Where's my mobile phone? |
| 2.4 | Lesson 17 p74 | I like breakfast. |
| 2.5 | Lesson 17 p75 | Exercise 4 |
| 2.6 | Lesson 18 p76 | Do you like fish, Patty? |
| 2.7 | Lesson 19 p78 | He gets up at seven o'clock. |
| 2.8 | Lesson 19 p79 | Exercise 3 |
| 2.9 | Lesson 20 p80 | Does Rob go to the zoo every day? |
| 2.10 | Sally's Story p82 | Superboy |
| 2.11 | Lesson 21 p88 | I'm playing a game! |
| 2.12 | Lesson 21 p89 | Exercise 4 |
| 2.13 | Lesson 22 p90 | They're having a shower. |
| 2.14 | Lesson 23 p92 | They aren't swimming! |
| 2.15 | Lesson 23 p93 | Exercise 3 |
| 2.16 | Lesson 24 p94 | Are they sleeping? |
| 2.17 | Sally's Story p96 | Jane and the giant |
| 2.18 | Lesson 25 p100 | These are crabs. |
| 2.19 | Lesson 25 p101 | Exercise 4 |
| 2.20 | Lesson 26 p102 | There are lots of people. |
| 2.21 | Lesson 27 p104 | There are some apples. |
| 2.22 | Lesson 28 p106 | How many sweets are there? |
| 2.23 | Sally's Story p108 | Harry and Greta |
| 2.24 | Happy Christmas! p130 | Happy Christmas! |
| 2.25 | Happy Christmas! p131 | Exercise 2 |
| 2.26 | Happy Carnival! p132 | Exercise 1 |
| 2.27 | Happy Easter! p133 | Happy Easter! |
| 2.28 | Happy Easter! p133 | Exercise 1 |

Fly High Ukraine

Яскравий і мотивуючий курс для вивчення англійської мови в початковій школі

Fly High Ukraine 2 – це цікаві й захопливі уроки англійської мови в 2-му класі. Навчаючись через гру, маленькі учні разом із веселими героями підручника здобувають мовленнєвий і соціокультурний досвід – так формується їхня готовність до міжкультурної комунікації.

Навчально-методичний комплекс **Fly High Ukraine** схвалено Міністерством освіти і науки України до використання в навчальних закладах.

Мовний матеріал курсу **Fly High Ukraine 2** збалансовано формує іншомовні лексичні, граматичні, фонетичні та орфографічні навички. В учнів ефективно розвивається вміння говорити, сприймати на слух, читати й писати англійською мовою у відповідності до тем і ситуацій спілкування, визначених навчальною програмою.

Fly High Ukraine 2 відповідає всім вимогам нового стандарту початкової освіти та критеріям типової навчальної програми для успішної реалізації компетентнісного підходу:

- освітня й виховна функції – розділ **Values**
- щоденник досягнень учня **My Fly High Diary**
- формування життєвих навичок та соціокультурної компетентності учнів початкової школи – розділ **Real-life Skills**
- країнознавчі уроки в розділах **Culture in Ukraine** та **Life in Ukraine**
- словник **My Fly High Dictionary** з транскрипцією та перекладом слів на українську мову
- формування інформаційно-цифрової компетентності – онлайн-платформа **Fly High Digital**

Додаткові ресурси до НМК **Fly High Ukraine**: www.pearson.com.ua/flyhighukraine

Компоненти

- | | |
|-------------------------------|--|
| • Pupil's Book with audio CDs | • Active Teach CD-ROM |
| • Activity Book with CD-ROM | • Vocabulary flashcards |
| • Teacher's Book | • Audio resources at: |
| • Class audio CDs | www.pearson.com.ua/flyhighukraine |



ISBN 978-83-7882-723-8



9 788378 827238 >